

387

L / A / B

Real problems
Our solutions



Who are we?

We are Lab387 - a digital laboratory for web, design and education guided by experiences, knowledge and practice from the real, business, world.

We work as a team and test every problem until we come up with a solution that is tailored just for you - our client.

We don't deal much with the theory because only innovative solutions for our clients can bring different and better results that are recognized.

If you find it unusual and interesting, we believe that you are one of those people who want to move forward.

What do we do?

Our focus is on working with clients who have unusual and challenging problems, and whose solution we can see through some kind of innovative website or web application.

With graphic design we solve creative problems whether it is a complete branding or UX / UI design that will help us make better websites.

Education is something that has our special attention and we have selflessly passed on our knowledge to many real people who make money from the web today. We are especially proud of our Lab387 apprentice that over 20 diligent and dear people have experienced.

With whom do we work?

We love different challenges, and we mostly work with clients who are part of our team - they get involved, share their experiences and problems and work with us on their solutions. We know this is the only way to get the best results.


We do not work without a detailed analysis and agreement of both parties, we don't work without contracts and invoices, we don't work for free and without an advance. This way, we are all safe and we know that the result will be fantastic - confirmed by many years of experience.

If you think alike you should review our portfolio to check out our expertise. We have no doubt that the next email / message / call will be from you to solve your problems together.


WEB



GRAPHICS



EDUCATION



Clients For Whom We Have Solved Problems



Forster Rohner AG



Grad Sarajevo
City of Sarajevo



COLOR CLINIC
TATTOO AND PIERCING



Bed & Breakfast
Croatia



Diamond Group

TehnoElektronik



AC | ARTE
CASA
Exceed Your Vision







Partners With Whom We Solve Problems



LevelUp d.o.o.



Solution Lab d.o.o.



UX/UI DESIGN

UX/UI Design

In this section, take a look at some of our best and most interesting graphics for websites and applications - our UX / UI design.

For each of them, we did different kinds of research, adapted the initial ideas to the market, designed the product, and then final editing looking at the broader / global image of the brand and the complete website / application with its specific goal.



Logodium UX/UI

Logodium is one of the specific websites dedicated to the presentation and sale of personal logos. Logodium itself is also an introduction to a slightly larger product that we call a personal brand.

For this reason, after researching the competition and the market itself, the complete design is tailored to a younger, modern audience (because the time of personal brands is yet to come).

UX / UI was made within the Adobe XD tool, so we made it easier to create a website later (we have visible interactions, dynamics).



AdminLab UX/UI

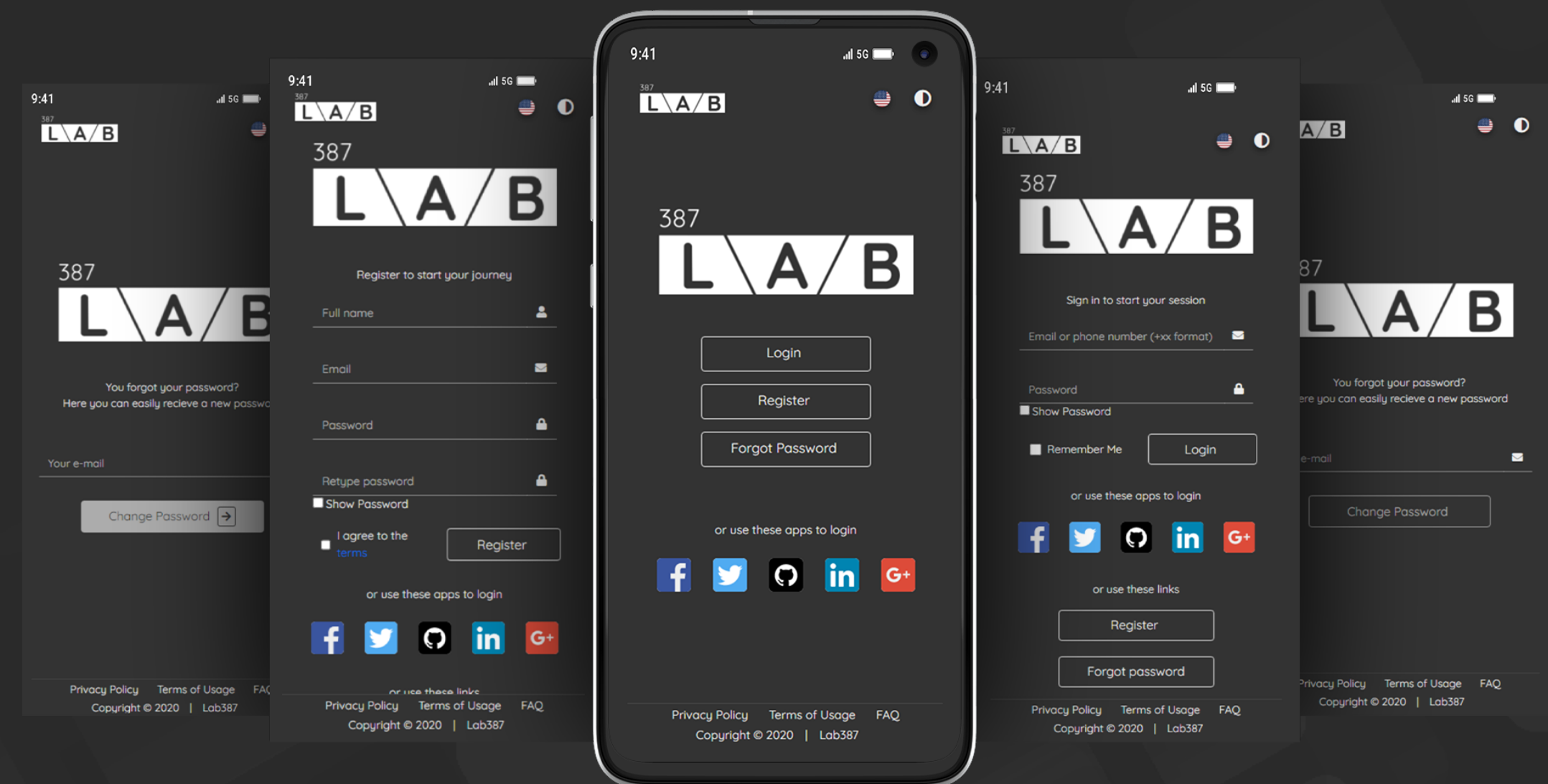
The Admin application is one of the modern, unusual applications that connects and includes different types of applications and functionalities within itself (more about it within the Web Development section).

For this reason, the design and user experience of this application had to be quite simple, easy to manage and without any additional content.

So Admin, which has a black and white version, has no additional colors (except in the fields for confirmation or rejection of the command), everything is arranged in very simple rectangles (which still look modern), and immediately upon entering the application we are greeted by applications connected to this application as a user would not have to look for them.

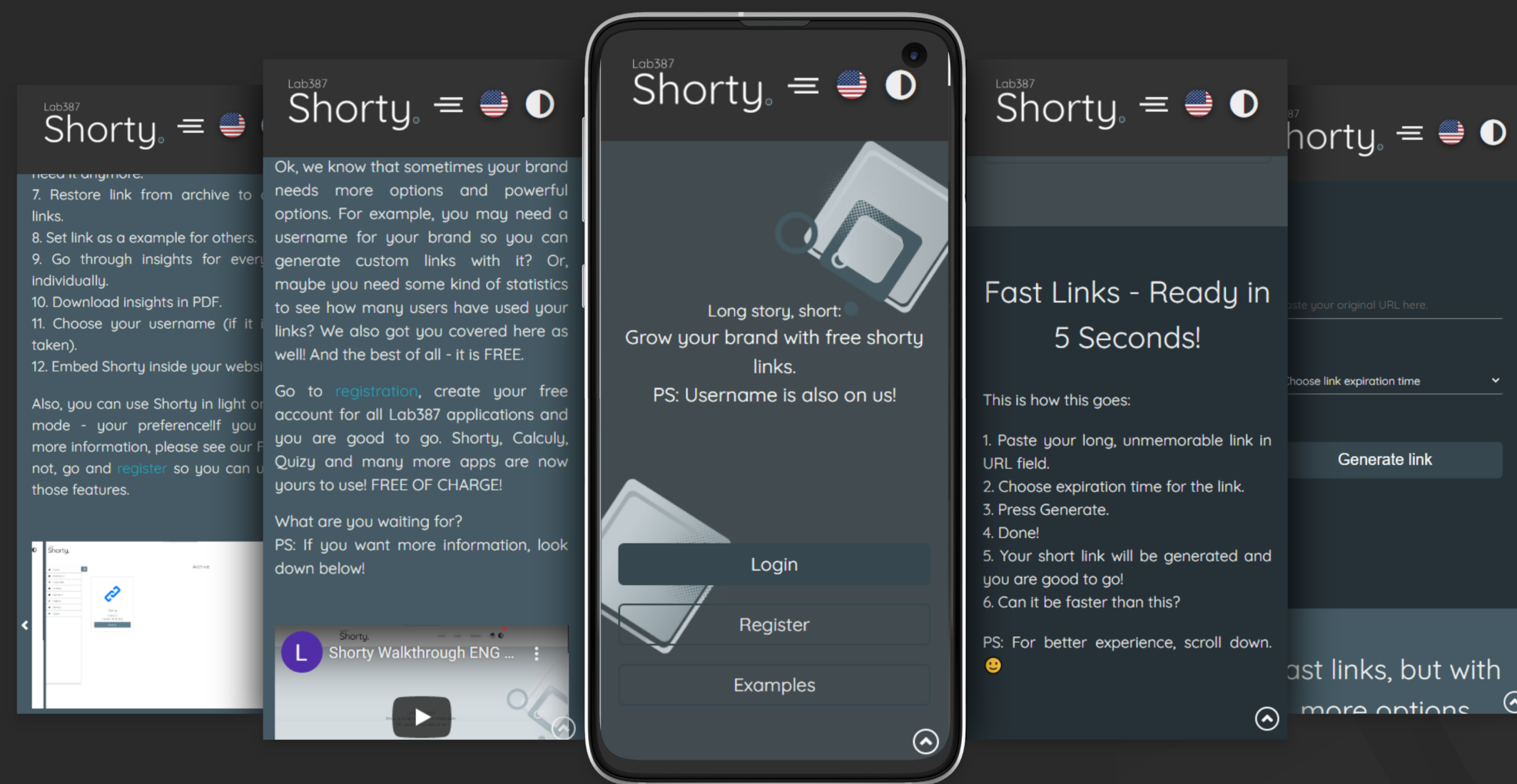
Although it contains robust functionalities for both users and administrators, they are all very simple and easy to access from the main sidebar.

UX / UI is done within Adobe XD tool.





Shorty UX/UI

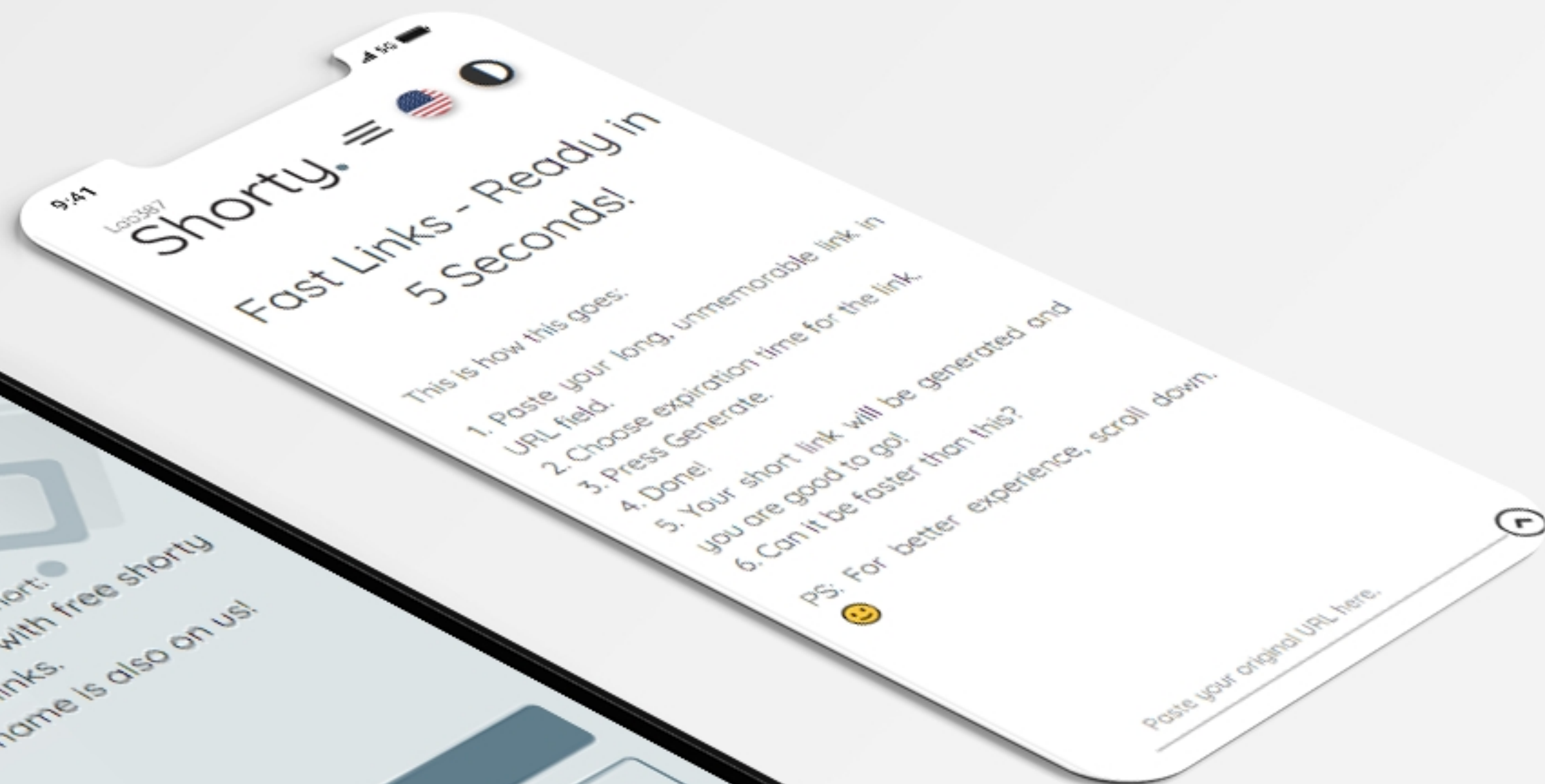


Continuing the trend of the Admin application, which set UX / UI standards for all other applications, we transferred this design to the Shorty application.

Although with one additional color that marks this application, and a slightly different logo, the user panel environment of this application is recognizable and adapted to the UX / UI design of the Admin application.

A user who once learned to use the Admin application system, has no problems using the Shorty application, which was certainly the goal.

UX / UI is done within Adobe XD tool.



Quizzy UX/UI

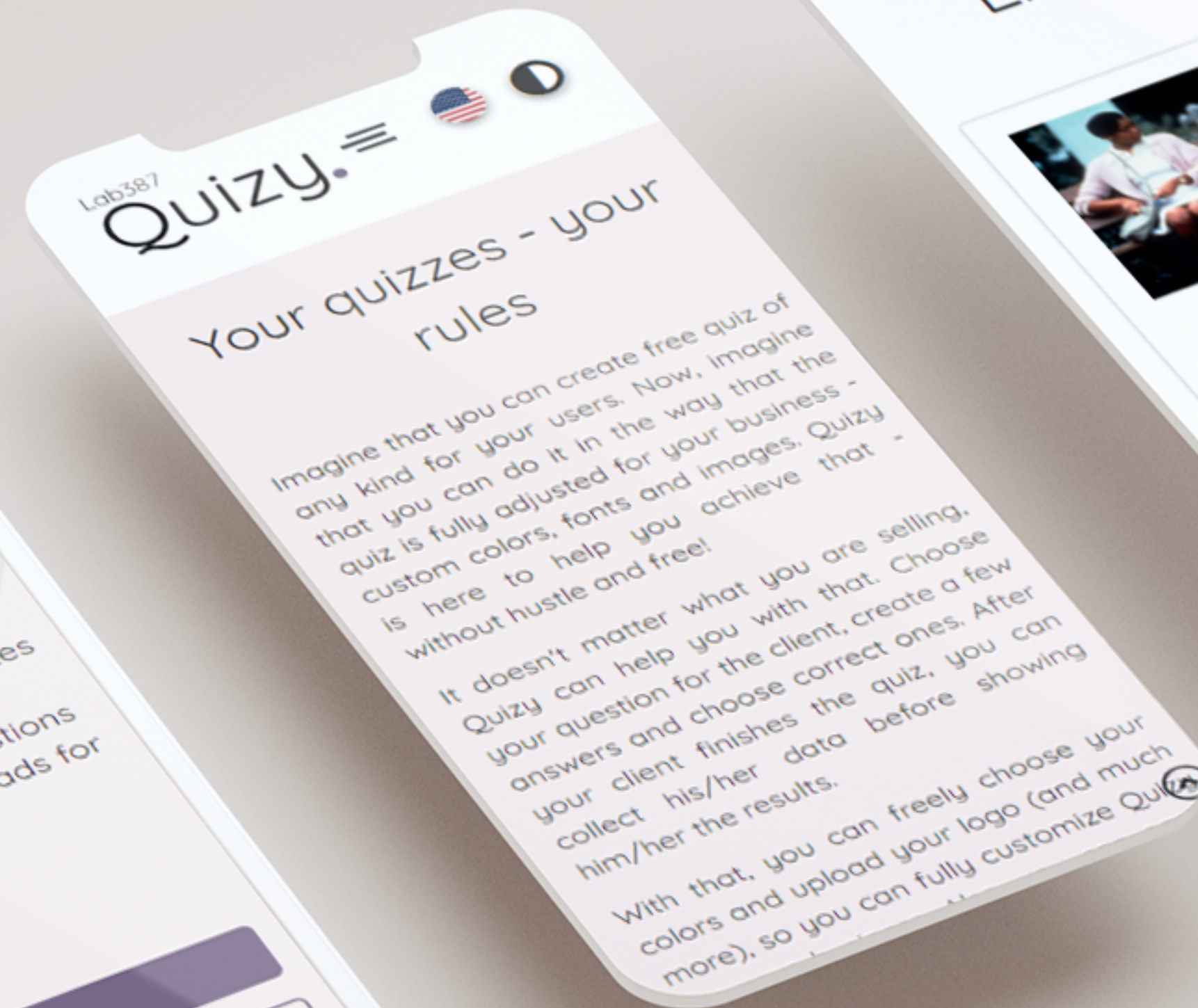
Continuing the trend of the Admin application that set UX / UI standards for all other applications, as well as the Shorty application that first came out of our company with Admin, we transferred this design to the Quizzy application.

Already known design with one additional color that marks this application, and a slightly different logo, the user panel environment of this application is recognizable and adapted to the UX / UI design of Admin and Shorty applications.

A user who has once learned to use the Admin or Shorty application system, has no problem using the Quizzy application, which was certainly the goal.

UX / UI is done within Adobe XD tool.







Calculy UX/UI

The Admin application set UX / UI standards for all other applications, along with the Shorty and Quizy applications, so we just decided to make this type of design our application standard, so we applied it to a new, Calculy, application.

Already known design with one additional color that marks this application, and a slightly different logo, the user panel environment of this application is recognizable and adapted to the UX / UI design of Admin, Shorty and Quizy applications.

A user who has once learned to use the Admin, Shorty or Quizy application system has no problem using the Calculy application.

UX / UI is done within Adobe XD tool.



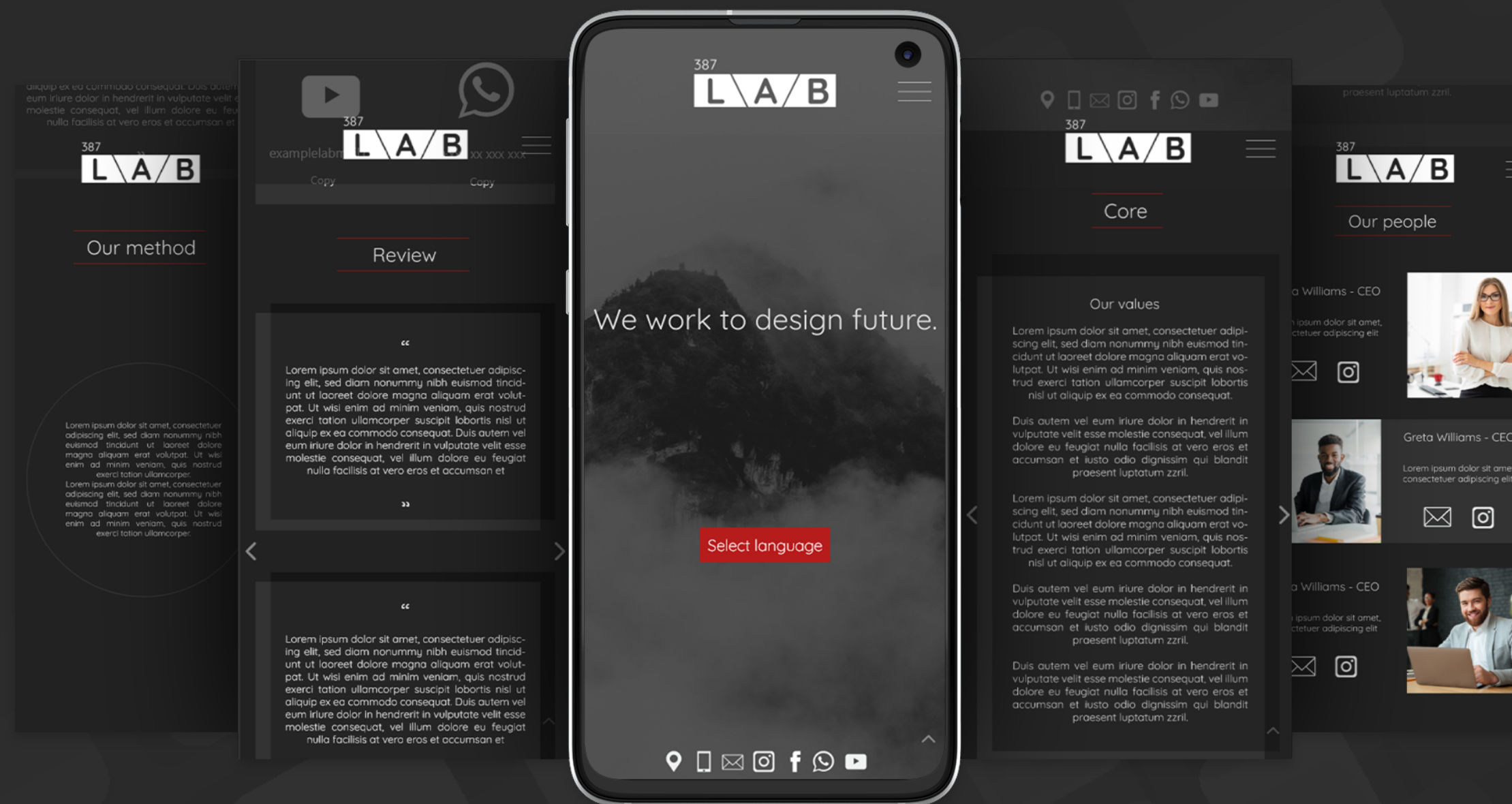
Lab387 UX/UI

In the first version (iteration) of the design for our website, we decided to create a modern, bold UX / UI design with simple and interactive elements that would present everything we are, what and how we do and what we offer as solutions to our clients.

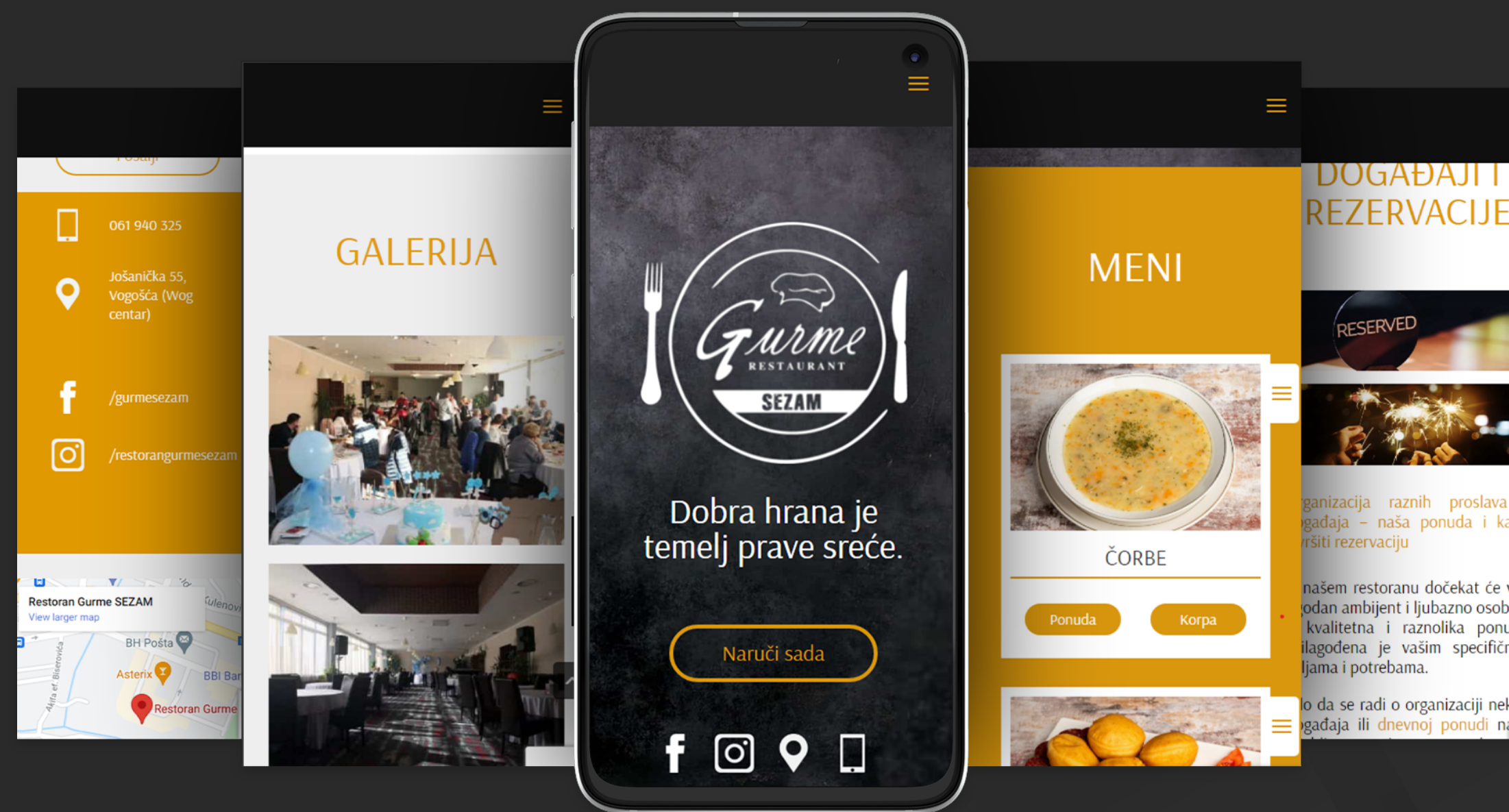
We have implemented different sections where each of them solves one part of the "problem" and presents information related to that segment, all the way to the final contact section.

The goal was to create a design that will represent a small journey of the visitor - from getting to know us, through getting to know what problems we solve, then to whom we solved those problems and what we can offer a new client to present contact information for potential, further cooperation.

UX / UI is done within Adobe Illustrator and Adobe XD tools.







Gurme Sezam UX/UI

For our clients, the Gurme Sezam restaurant, we have created a very simple and clear design for the website based on existing materials, the restaurant itself and mini research.

As we can see, the user on the main page has access to all important information, contact forms and order options that are connected to the korpa.ba system.

The goal was to make the design quite simple, to bring information to the forefront, where the most important thing was to be able to review the offer and connect to the ordering system.

UX / UI is done within the Adobe Illustrator tool.



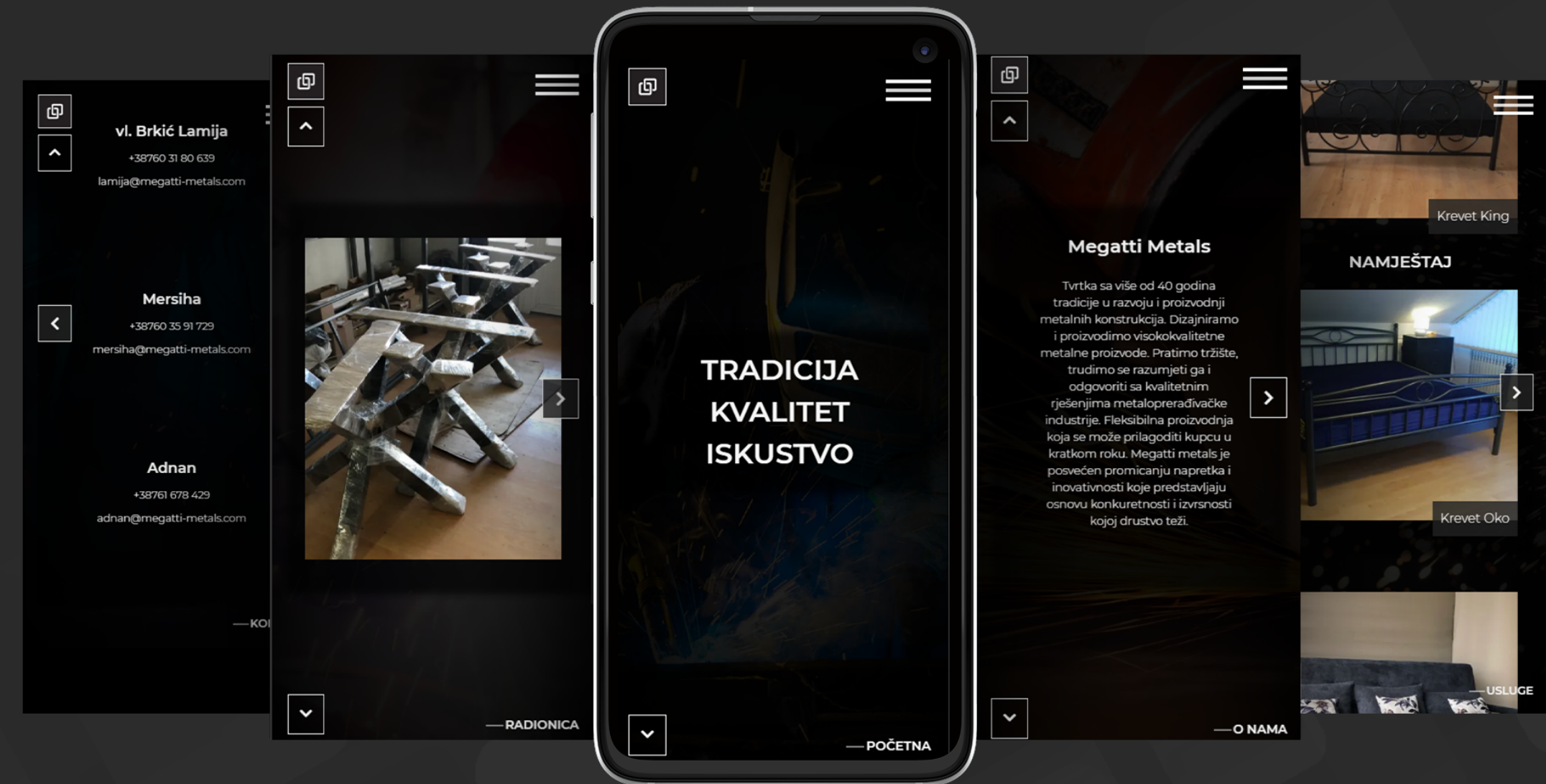
Megatti Metals UX/UI

For our clients with a long tradition, based on existing materials, market research and conversations with them, we have created a dynamic, complex but also modern design.

This website, which contains a complex system of over 10 sliders built into each other, is still easy to use and users can easily navigate through interaction with a mouse, keyboard or touch on mobile devices.

The goal was to create an unusual website for such an unusual company with an interesting field of interest and present all the important information such as what they do, who their clients are, photos of the workshop and contact information and the like.

UX / UI is done within the Adobe Illustrator tool.





Tacco UX/UI

For our clients we have created a very simple and modern UX / UI design for the web shoptacco.to.

Unfortunately, this web shop was never realized, but the idea of a specialized web shop with the same design that would remove obstacles and unnecessary information from the website immediately proved to be very good and interesting.

For this reason, we have created a UX / UI that just removes all irrelevant parts and puts only important information at the core of the web shop: what our customers sell and in which categories, how to order, pay and the like.

For the same reason, to draw attention to what is important we did not use actual photos for categories but flat design, and where actual photos would be contained later within each product.

UX / UI is done inside the Inkscape tool.





Contact

If you came to this place, it means that you have reviewed our complete portfolio! Thank you for taking the time to look at our contributions in the areas of web, design and education.

If you liked what we do and how we do it, feel free to contact us so that we can help you solve your problems and become part of our family.

Talk to you soon!

Your [Lab387](#)



+387 62 14 04 34
info@lab387.com
Sarajevo, BiH

